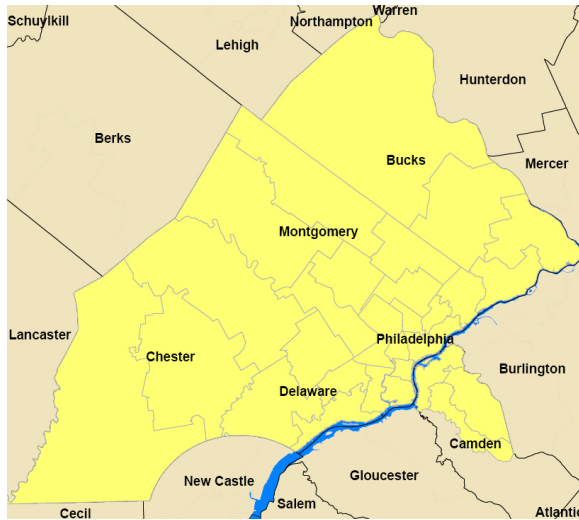


# Young Children of Immigrants in the Philadelphia Knight Community

Prepared by David Dixon, Julia Gelatt, and Afshin Zilanawala,  
Migration Policy Institute  
for the  
John S. and James L. Knight Foundation

The Philadelphia Knight Community includes Philadelphia, Bucks, Chester, Delaware, and Montgomery Counties in Pennsylvania, and Camden, New Jersey (see map).



Data in this fact sheet based on tabulations of 2000 Census data, using IPUMS. Steven Ruggles, Matthew Sobek, Trent Alexander, Catherine A. Fitch, Ronald Goeken, Patricia Kelly Hall, Miriam King, and Chad Ronnander. Integrated Public Use Microdata Series: Version 3.0. Minneapolis, MN: Minnesota Population Center, 2004.

## Growth (1990-2000)

- Children of immigrants were the fastest-growing component of the child population in the Philadelphia Knight Community. Children of immigrants include US- and foreign-born children under 18 with one or more foreign-born parent. While the number of children of natives increased from 906,129 to 924,704 (2 percent) between 1990 and 2000, the number of children of immigrants increased from 77,568 to 115,096 (48 percent).
- During the decade, the number of young children of immigrants (under 9) grew by 58 percent, from 35,415 to 55,852, while the population of young children of natives decreased by 7 percent, from 456,705 to 426,635.

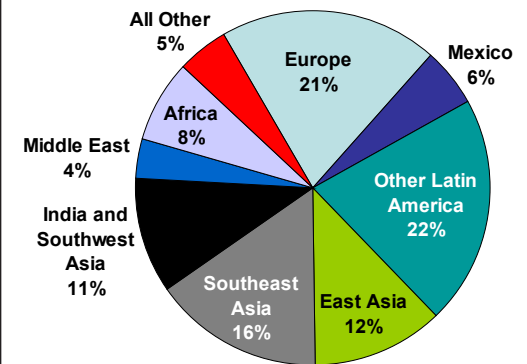
## Demographic Characteristics

- Children of immigrants made up 12 percent of the 482,487 children under 9 in the Philadelphia Knight Community.
- Children of immigrants under 9 were more likely to be US born (and, thus citizens) than foreign born (88 versus 12 percent).
- Among young children with foreign-born parents, 6 percent had a parent from Mexico, and 22 percent had a parent from other parts of Latin America (3 percent from Central America, 14 percent from the Caribbean, and 5 percent from South America), while 42 percent had a parent born in Asia (16 percent in Southeast Asia, 12 percent in East Asia, 11 percent in India/Southwest Asia, and 4 percent in the Middle East).
- Young children of immigrants were more likely to live in two-parent families than children of natives (82 versus 66 percent).

## Citizenship and Legal Status<sup>1</sup>

- Younger children of immigrants (under 9) were more likely to be US citizens than older children (9 to 18) in the Philadelphia Knight Community. Only 11 percent of young children of immigrants were noncitizens, compared with 28 percent of older children.
- Among the younger children of immigrants, 88 percent were native born, 1 percent were naturalized citizens, 3 percent had LPR status, 3 percent were temporary immigrants, 1 percent were refugees, and 5 percent were unauthorized immigrants. Among their older counterparts, 65 percent were native born, 7 percent were naturalized citizens, 8 percent had LPR status, 7 percent were refugees, 2 percent were temporary immigrants, and 11 percent were unauthorized immigrants.
- While 34 percent of young children of immigrants under 9 had a naturalized-citizen parent, two-thirds of young

Figure 1. World Region of Birth among Parents of Young Children of Immigrants in the Philadelphia Knight Community



Note: Totals may add to greater than 100 percent as a single young child may have parents from two different countries or world regions.  
Source: 5 percent IPUMS 2000.

1. Imputations of legal status by Jeffrey S. Passel, Jennifer Van Hook, and Frank D. Bean. Estimates of Legal and Unauthorized Foreign-Born Population for the United States and Selected States, Based on Census 2000. Report to the Census Bureau. Washington, DC: The Urban Institute, 2004. [http://www.sabresys.com/i\\_whitepapers.asp](http://www.sabresys.com/i_whitepapers.asp).

children of immigrants had a noncitizen parent: 36 percent had an LPR parent, 9 percent had a refugee parent, 4 percent had a temporary immigrant parent, and 19 percent had an unauthorized immigrant parent. Among older children of immigrants, 44 percent had a naturalized-citizen parent and more than half had a noncitizen parent: 27 percent had an LPR parent, 11 percent had a refugee parent, 2 percent had a temporary immigrant parent, and 16 percent had an unauthorized immigrant parent.

- Most young children of immigrants under 9 in the Philadelphia Knight Community (roughly 58 percent) lived in mixed-status families with one or more noncitizen parents. (A mixed-status family includes adults who are noncitizens and children who are US citizens.)

### Parent Education and Language

- In the Philadelphia Knight Community, almost half (49 percent) of young children of immigrants (under 9) had a parent with at least a bachelor’s degree, versus 38 percent of their counterparts in native families. Nationwide, only 27 percent of young children of immigrants had a parent with at least a bachelor’s degree. At the same time, 15 percent of young children of immigrants in the Philadelphia Knight Community had parents with less than a high-school education (versus only 12 percent of children of natives).
- Despite high parental education levels, 44 percent of children of immigrants under 9 had one or more limited English proficient (LEP) parent,<sup>2</sup> while 47 percent of their older counterparts (9 to 18) had a LEP parent. Forty-three percent of native-born and 54 percent of foreign-born young children of immigrants had at least one LEP parent. In contrast, a very small share (3 percent) of young children of natives lived in families in which either parent was LEP.
- A quarter of young children of immigrants lived in “linguistically isolated” households in which all persons age 14 and over were LEP. In contrast, 16 percent of older children of immigrants lived in such households. Foreign-born children of immigrants were more likely to live in linguistically isolated households than were US-born children of immigrants (39 versus 23 percent). One percent of children of natives lived in such households.

### Work and Wage

- Forty percent of young children of immigrants (under 9) lived in families in which both parents were in the labor force, a level comparable to young children of natives. However, young foreign-born children of immigrants were less likely to have both parents in the labor force than US-born children of immigrants (31 versus 41 percent).
- The median hourly wage for native full-time year-round<sup>3</sup> working parents of young children was about \$20 in 1999 for the Philadelphia Knight Community. For parents of young children of immigrants, the median hourly wage was \$18, \$4 more than the national average for parents of young children of immigrants.
- Young children of immigrants in the Philadelphia Knight Community were more likely to have fathers who were

Figure 2. Top Five Occupations among Young Children of Immigrants’ Parents

United States		Philadelphia Knight Community	
Occupation	Percent of young children of immigrants	Occupation	Percent of young children of immigrants
<b>Father's Occupation</b>		<b>Father's Occupation</b>	
Production	14.2	Sales	12.9
Construction trades	13.1	Management	11.6
Transportation and material moving	10.3	Production	10.0
Management	8.5	Computer and mathematical	7.2
Sales	7.6	Construction trades	5.9
<b>Mother's Occupation</b>		<b>Mother's Occupation</b>	
Office and administrative support	17.1	Office and administrative support	15.8
Production	13.3	Healthcare practitioners	12.7
Sales	11	Sales	10.2
Grounds cleaning/maintenance	7.4	Production	10.0
Food preparation and serving	6.8	Education training and library	6.9

Source: 5 percent IPUMS 2000.

2. Limited English Proficiency (LEP) is defined here as those who report speaking English “less than very well” on the census questionnaire.  
 3. Full-time year-round workers are those who work 35 or more hours a week, 50 or more weeks a year.

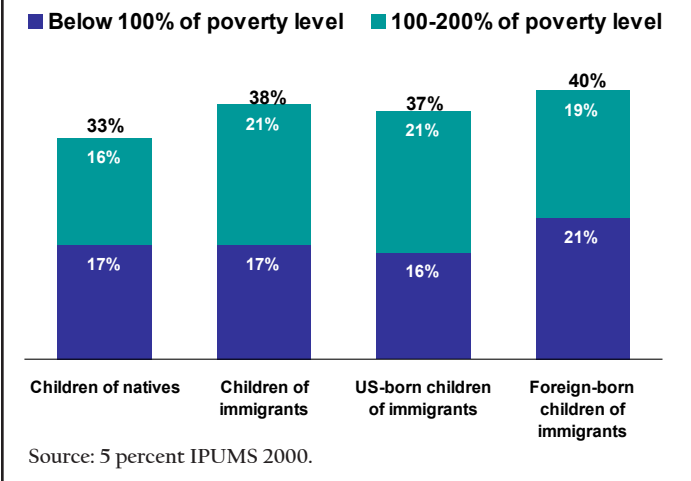
active in sales, management, and computer/mathematical fields than young children of immigrants nationally (see Figure 2). However, both groups were likely to have fathers who worked in production and construction-related occupations.

- While young children of immigrants in the Philadelphia Knight Community were more likely to have mothers who were employed in healthcare and education/library fields than young children of immigrants nationally, both groups were likely to have mothers who worked in office and administrative support, production, and sales occupations.

### Poverty and Income

- According to Figure 3, young children of immigrants (under 9) and natives were equally likely to live below the federal poverty line (about 17 percent).
- Thirty-eight percent (21,004) of children of immigrants under 9 in the Philadelphia Knight Community lived in low-income families (with incomes less than twice the federal poverty level), compared with 33 percent of children of natives. Foreign-born young children of immigrants were more likely to live in low-income families than their US-born counterparts (40 versus 37 percent).

Figure 3. Poverty among Young Children of Immigrants in the Philadelphia Knight Community



### Hardship and Benefit Use

- Among low-income families, young children of immigrants (under 9) were less likely to live in families that received public benefits: 15 percent of children of immigrants under 9 in such families received public assistance (including TANF) from a state or local welfare office in 1999, compared to 23 percent of their counterparts in native families. US-born and foreign-born young children of immigrants had nearly similar public assistance receipt (16 versus 14 percent).
- In 1999, about 2.1 percent of young children who lived in low-income immigrant families received Supplemental Security Income (SSI) versus 3.8 percent of those in native families. Among young children in low-income immigrant families, 2.0 percent of those born in the United States and 2.6 percent of those born abroad lived in families that received SSI.

### Conclusions

- While only 12 percent of young children in the Philadelphia Knight Community were children of immigrants, the number of young children of immigrants grew by almost 60 percent between 1990 and 2000, while the number of young children of natives decreased by 7 percent.
- Eighty-nine percent of young children of immigrants in the Philadelphia Knight Community were citizens, but two-thirds had a noncitizen parent. Consequently, mixed-status families were common among young children of immigrants. This may have led to the lower levels of benefit receipt by young children of immigrants, as legal and unauthorized noncitizen parents may have been reluctant to use public benefits for which their citizen children were eligible.
- Almost half of young children of immigrants had a parent with a college degree, compared to only 38 percent of young children of natives, and almost twice the share for young children of immigrants at the national level. At the same time, young children of immigrants were also more likely to have a parent without a high-school degree than young children of natives. Rates of parents' educational attainment varied by their place of origin. Sixty percent of young children with a parent from East Asia had a parent with a college degree, compared to 32 percent of young

children with a parent from Southeast Asia, and 20 percent of children with a parent from the Caribbean.

- About 44 percent of young children of immigrants in the Philadelphia Knight Community had a LEP parent, a smaller share than the 59 percent of young children of immigrants at the national level. Additionally, about one out of four young children of immigrants lived in linguistically isolated households in the Philadelphia Knight Community, compared to about one-third at the national level. Forty-six percent of young children with a parent born in East Asia lived in a linguistically isolated household compared to only 16 percent of those with a parent born in the Caribbean, where there are many English speakers.
- Young children of immigrants in the Philadelphia Knight Community were only slightly more likely to live in low-income families than young children of natives. However, a substantial gap existed between young children of immigrants of Caribbean, Southeast Asian, and East Asian origins: 30 percent of young children with a parent born in the Caribbean and 32 percent of young children with a parent born in Southeast Asia lived in low-income families, compared to just 13 percent of young children with a parent born in East Asia.

---

The authors would like to thank Shirin Hakimzadeh for her invaluable assistance on this project and Michael Fix for his editorial guidance.

